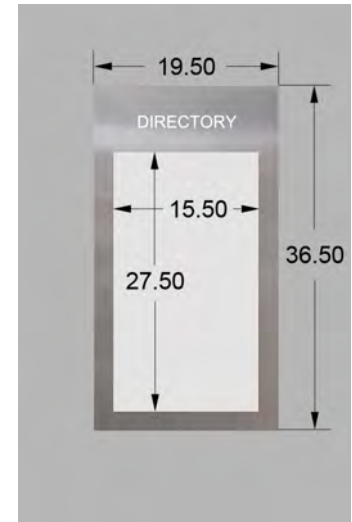


# WP-3200 Wall Mount



- ▣ **Directory Application**  
 Companies/Organizations/  
 Tenants and People  
 Search by Tenant or Person  
 Updated within Seconds Online
- ▣ **Building Information**
- ▣ **Area Amenities Map**
- ▣ **Weather**  
 Current Weather Conditions  
 5 Day Weather Forecast
- ▣ **Local Traffic**  
 Camera Feeds Available via Touch
- ▣ **Ad Rotator**  
 Graphic Announcements or Ads  
 Updated via Admin Online
- ▣ **Text Ticker**  
 Text Announcements  
 Updated via Admin Online



## Maintenance Access

Cover is easily removed from the front for access to all internal components.

## Description

Model:	WP-3200
Description:	Wall Mount
Orientation:	Portrait
Enclosure:	Stainless Steel
Display:	32" Touch
Computer:	Ultra-Small Form Factor PC
Ventilation:	AC Infinity AI-CFD80BA Dual 80 Quiet
Power:	100-240 VAC, 50/60 Hz Dedicated Circuit
Internet:	Hardwired Internet Connection with RJ45 Receptacle

## Dimensions

Height:	36.5"
Width:	19.5"
Depth:	3.5"

## Active Area

Height:	27.50"
Width:	15.50"

## Installation

Installation is as simple as mounting the back mounting plate on the wall, affixing the display and computer to the mounting plate, connecting the equipment, and placing the cover on.



# Digital Building Information Center


Standard Directory Menu



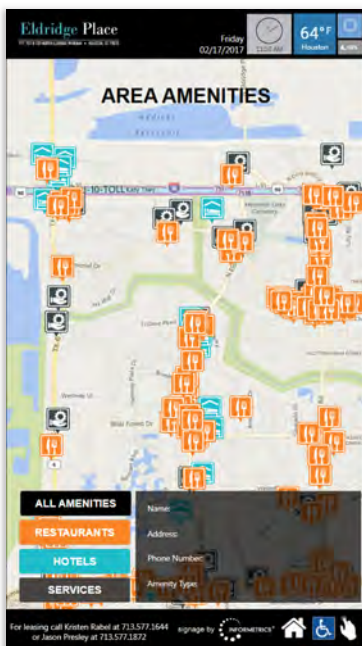
Custom Directory Menu



Directory Application



Area Amenities Map



5 Day Weather Forecast



Local Traffic

